

Templates

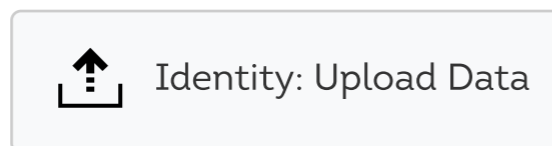
Adaptive Button

- [Overview](#)
- [How to Implement](#)

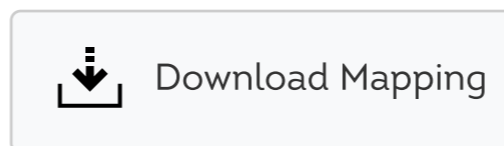
Overview

Custom buttons which extends the [Button > Default](#) atom. They are used for various action related functions:

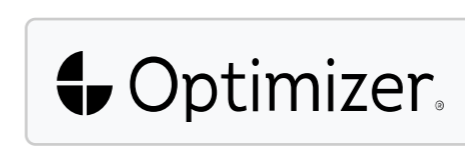
- **Jump Back In.** Tracks any latest activity, providing a quick way to return to it. The button for the most recent activity is always located on the far left and bumps the second, third, etc. most recent activity to the right.
- **Quick Actions.** This feature provides direct access to predefined actions (chosen by the product team), enabling users to navigate straight to the relevant page, bypassing the need for multiple clicks through various pages.
- **App Shortcuts.** Displays an applications logo or icon for navigating to that specific app/solution (external link).



Jump Back In



Quick Actions



App Shortcuts

How to Implement

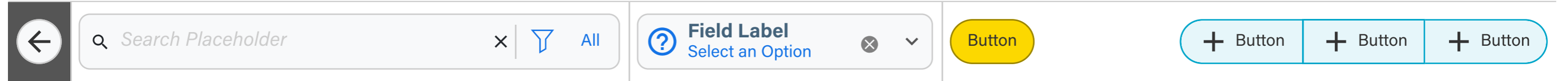
<By assigned dev>

Application Toolbar

- [Overview](#)
- [How to Implement](#)

Overview

Container that displays a collection of UI elements with important/commonly used actions and options relevant to the current view. It's usually located at the top of the page where the controls can be easily accessed.



How to Implement

<By assigned dev>

Column Summary

- [Overview](#)
- [How to Implement](#)

Overview

Use to display a rich set of information relative to a selected column from data table or any other data source in particular format. It's generally comprised of two major sections:

- **Summary Detail Card.** Displays basic details to give users a brief piece of information such as ID, title, description as well as some quick action buttons
- **Dynamic Content.** The blocks that follow features a much robust set of varying information. It typically includes one or more cards containing metric based data or other visualization type data sets.

Audience Name

Audience ID: 000001

Sit nulla est ex deserunt exercitation anim occaecat. Nostrud ullamco deserunt aute id consequat veniam incididunt dui in sint irure nisi.

[Duplicate](#) [Download](#) [Activate to New Platform](#)

Header

15.5M Individual	15.5M Individual	15.5M Individual	15.5M Individual
------------------	------------------	------------------	------------------

> ⓘ Accordion Trigger

> ⓘ Accordion Trigger

> ⓘ Accordion Trigger

Header

15.5M Individual	15.5M Individual	15.5M Individual	15.5M Individual
------------------	------------------	------------------	------------------

How to Implement

<By assigned dev>